

Emptying Pools & Spas

Do you need to dump your pool or spa? Make sure you do this properly to protect our local waterways!

- Let the water sit for 10 days or more for the water to naturally dechlorinate.
- Verify with a test kit to make sure the pH is within the 6.5 to 8.5 range and the chlorine level does not exceed 0.1 parts per million.
- Make sure there are no other residual chemicals.
- Release the pool water slowly on your lawn for it to soak into the soil.
- Avoid causing any erosion when discharging the water.
- Do not drain the water to the storm drain or road side ditch.
- It is not advised to discharge any pool/spa water to a private septic system.
- Avoid draining the water to your septic system's leach field because it can overload the system.
- If you don't have a suitable discharge area, contact your local wastewater treatment plant for instructions on discharging to the sanitary sewer.



Warning: Chlorine can kill plants including lawn turf.

Emptying Pools & Spas

Do you need to dump your pool or spa? Make sure you do this properly to protect our local waterways!

- Let the water sit for 10 days or more for the water to naturally dechlorinate.
- Verify with a test kit to make sure the pH is within the 6.5 to 8.5 range and the chlorine level does not exceed 0.1 parts per million.
- Make sure there are no other residual chemicals.
- Release the pool water slowly on your lawn for it to soak into the soil.
- Avoid causing any erosion when discharging the water.
- Do not drain the water to the storm drain or road side ditch.
- It is not advised to discharge any pool/spa water to a private septic system.
- Avoid draining the water to your septic system's leach field because it can overload the system.
- If you don't have a suitable discharge area, contact your local wastewater treatment plant for instructions on discharging to the sanitary sewer.



Warning: Chlorine can kill plants including lawn turf.

Emptying Pools & Spas

Do you need to dump your pool or spa? Make sure you do this properly to protect our local waterways!

- Let the water sit for 10 days or more for the water to naturally dechlorinate.
- Verify with a test kit to make sure the pH is within the 6.5 to 8.5 range and the chlorine level does not exceed 0.1 parts per million.
- Make sure there are no other residual chemicals.
- Release the pool water slowly on your lawn for it to soak into the soil.
- Avoid causing any erosion when discharging the water.
- Do not drain the water to the storm drain or road side ditch.
- It is not advised to discharge any pool/spa water to a private septic system.
- Avoid draining the water to your septic system's leach field because it can overload the system.
- If you don't have a suitable discharge area, contact your local wastewater treatment plant for instructions on discharging to the sanitary sewer.



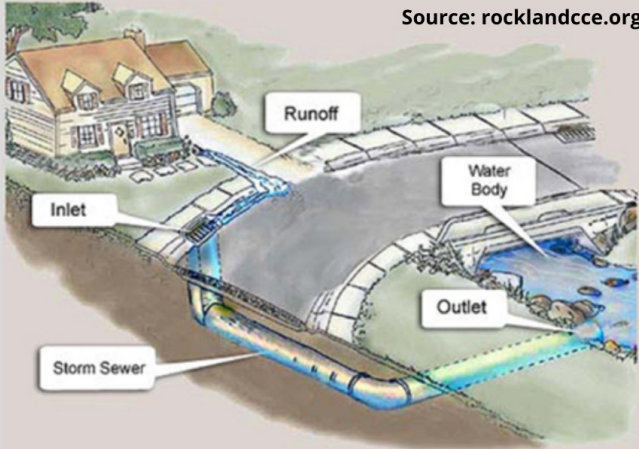
Warning: Chlorine can kill plants including lawn turf.

Emptying Pools & Spas

Chlorine is one of the most common chemicals used to control bacterial growth in swimming pools. As beneficial as chlorine can be in controlled situations, its release into the environment is damaging. Even small concentrations of chlorine can harm aquatic life. It can be toxic to fish, small crustaceans, and plankton.

Stormwater: Why does it matter?

The municipal separate storm sewer system, or MS4, was designed to handle run-off from rain and snow only. In many cases the storm drains flow directly into creeks, streams, and lakes. If this water contains chlorine or any other pool chemical, it can kill aquatic life.



**Ontario-Wayne
Stormwater Coalition**
www.owsc.org

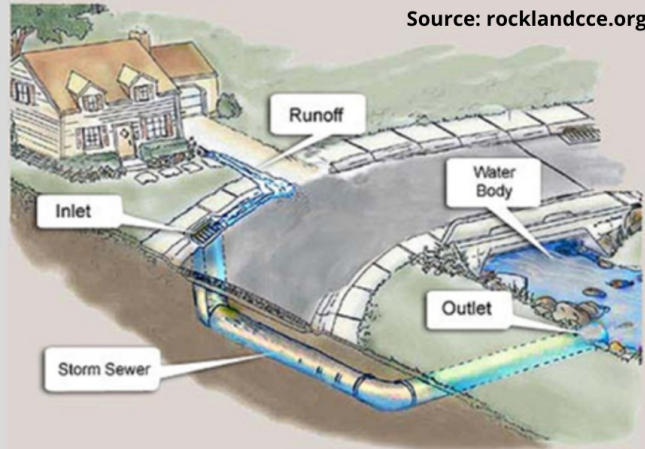
Check out our website & Facebook page to learn more about the Ontario-Wayne Stormwater Coalition.

Emptying Pools & Spas

Chlorine is one of the most common chemicals used to control bacterial growth in swimming pools. As beneficial as chlorine can be in controlled situations, its release into the environment is damaging. Even small concentrations of chlorine can harm aquatic life. It can be toxic to fish, small crustaceans, and plankton.

Stormwater: Why does it matter?

The municipal separate storm sewer system, or MS4, was designed to handle run-off from rain and snow only. In many cases the storm drains flow directly into creeks, streams, and lakes. If this water contains chlorine or any other pool chemical, it can kill aquatic life.



**Ontario-Wayne
Stormwater Coalition**
www.owsc.org

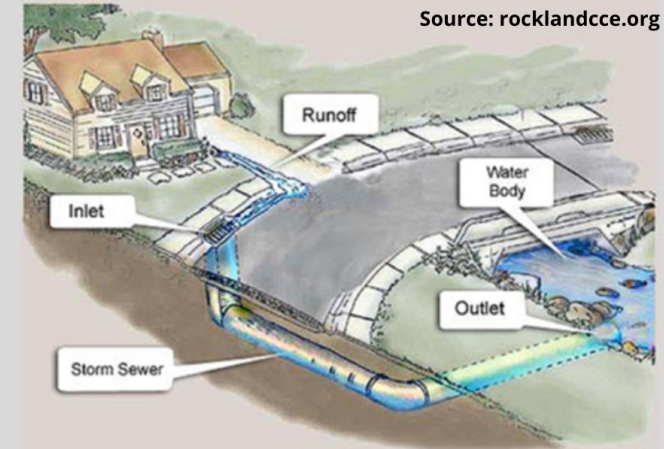
Check out our website & Facebook page to learn more about the Ontario-Wayne Stormwater Coalition.

Emptying Pools & Spas

Chlorine is one of the most common chemicals used to control bacterial growth in swimming pools. As beneficial as chlorine can be in controlled situations, its release into the environment is damaging. Even small concentrations of chlorine can harm aquatic life. It can be toxic to fish, small crustaceans, and plankton.

Stormwater: Why does it matter?

The municipal separate storm sewer system, or MS4, was designed to handle run-off from rain and snow only. In many cases the storm drains flow directly into creeks, streams, and lakes. If this water contains chlorine or any other pool chemical, it can kill aquatic life.



**Ontario-Wayne
Stormwater Coalition**
www.owsc.org

Check out our website & Facebook page to learn more about the Ontario-Wayne Stormwater Coalition.